

The Essa Public Library is a part of the Simcoe County Library Co-operative, we provide our patrons with access to a variety of digital reading formats.

### Getting Started:

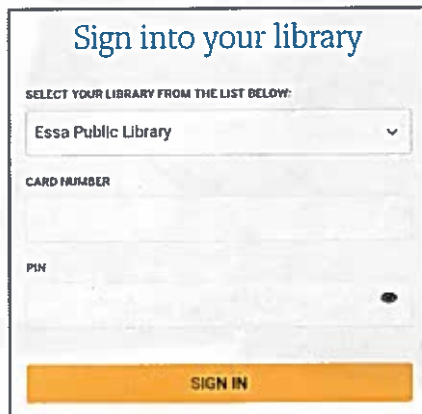
#### Step 1:

- Download the OverDrive App from the Google Play Store.

#### Step 2:

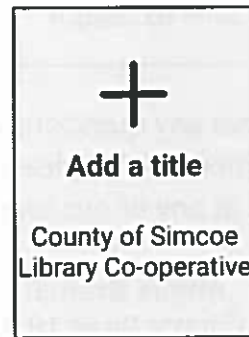
- Open the OverDrive app and follow the prompts to setup the app and sign in. Select **Essa Public Library** from the drop down menu. Use your library card information to sign in (card number and pin).

This initial set up should only need to be completed once. If you delete the app you will have to do the setup process again.

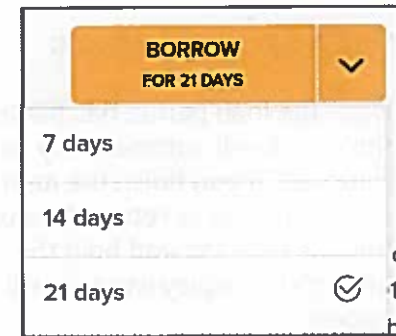


#### Step 3:

- In the OverDrive app, tap the icon in the top-left corner to open the **Home menu**. Tap **Manage libraries**, then tap the **Add a title - County of Simcoe Library Co-operative** box. You'll be redirected to the co-operative page, there you can browse titles, and select material to sign out.



- You'll have to sign in again before you will be able to check out an item or place a hold. You will have the option to save your sign-in information, this will make your next app use smoother.
- Tap on an item you would like to borrow then tap on the **borrow** button. You will be able to select the length of loan period that is best for you.



- Go to **account** to see which items you have borrowed. There you will have the option to add an item to the app, renew an item you are not done with yet, or see what items you have holds on.

#### Step 4:

Tap **Download eBook** and the item will begin downloading to your Android device.

